




WELCOME TO NAIT INFO PACK



Notes



WELCOME TO NAIT INFO PACK



The Welcome Info Pack will keep you informed about:

- the first steps International students should take
- NAIT services available to students
- community events to connect to the campus community

Contents

SETTLING IN EDMONTON

Housing.....	5
Health Insurance as a NAIT Student	6
Get a Canadian Cell Phone Plan.....	7
Alberta ID Card.....	7
Social Insurance Number.....	7
Banking In Canada	8
Weather In Edmonton	9
Public Transportation In Edmonton	10

SAFETY IS A PRIORITY

Campus Safety	11
Safety in Edmonton	12
Be Aware of Scams	12

ACADEMICS & LEARNING RESOURCES

Important Academic Dates and Deadlines.....	13
In-Person Vs. Online Learning at NAIT.....	14
Academic Integrity.....	15
MyNAIT Student Portal	16
Learning Technology	17
Textbooks.....	17
OneCard (NAIT Student ID).....	18

STUDENT LIFE & COMMUNITY

International & Intercultural Community Centre	19
Student Support & Services.....	21



SETTLING IN EDMONTON

HOUSING

One of the most important things you will need is a secure place to live. At the moment, NAIT does not provide on-campus housing, but you have options to live in other residences for the academic year. With your NAIT student U-Pass, it will be just a quick train ride away.

While NAIT does not provide on-campus housing, you have the opportunity to live in certain residences endorsed by NAIT. For more information about these housing options and how to apply for them, please visit nait.ca/housing. Space is limited and fills up fast, so apply early!

IMPORTANT HOUSING RENTAL INFORMATION

Finding suitable housing can be a challenging task, but by taking the following factors into consideration, you can make the process much smoother:

- **Lease:** While a yearly lease may offer better terms, it's essential to note that breaking the lease can be restrictive. Consider carefully, especially if you anticipate the need to relocate in the foreseeable future.
- **Damage deposit or security deposit:** A damage deposit is the money you give you give to your landlord when you move into a new rental. The damage deposit amount must not be more than a full month's rent. It is the law. If your rental space looks the same as you got it and you pay the rent each month and clean it before you leave, the landlord must return your damage deposit within one month after you move out.
- **Utilities:** Inquire whether the rent includes utilities such as heat, water, electricity, and cable. If not, find out the monthly cost of utilities. Keep in mind that heating expenses can be significant, especially during colder months and in older buildings.
- **Laundry:** Inquire if there are any laundry facilities in the building or nearby.
- **Bus/LRT connections:** Check the availability and convenience of bus/LRT connections to NAIT. How long will it take? Where is the nearest bus/LRT stop located?
- **Security:** Check that the building is secure enough for you to feel safe. Many apartments have security systems at the main entrance, allowing only residents to enter. Feeling secure in your living environment is crucial.
- **Shared accommodation:** Sharing rent and utility costs can be more cost-effective than living alone. If you choose this option, make sure to clearly communicate with your roommate regarding financial responsibilities. The person who signs the lease/utility agreements bears the responsibility for payments.
- **Ask to do a property inspection report** with the landlord before you move in and when you move out and keep copies of the reports. They will be used to see if the property is in the same condition as when you moved in and how much of the damage deposit will be held back to pay for damages.
- **Read and understand the Tenant Rights and Responsibilities** under the Government of Alberta's Landlord and Tenant section. <https://www.alberta.ca/landlords-tenants.aspx>





HEALTH INSURANCE AS A NAIT STUDENT

There are 2 types of health insurance that you are eligible for as a NAIT student.

1. Alberta Health Care Insurance Plan (AHCIP)
2. NAITSA Health & Dental Student Benefits

ALBERTA HEALTH CARE INSURANCE PLAN [AHCIP]

Government health care insurance in Alberta is free!

Your taxes help pay for health care. It is critical that you apply for insurance when you arrive, as hospital costs can be extremely high. International students and their dependents (spouses, children) can apply for insurance with the Alberta Health Care Insurance Plan (AHCIP) if they plan to remain in Alberta for 12 months or more.

alberta.ca/ahcip-apply

This plan fully covers services such as visits to a doctor, hospital visits, and medically required diagnostic services (including imaging and laboratory services). You will not need to pay for these services. Applying for AHCIP is simple, please see the details below. alberta.ca/ahcip-what-is-covered

Things to know about AHCIP:

- Apply for AHCIP to obtain your Alberta Health Card (AHC) within 90 days of arrival in Alberta. If you plan to reside in Alberta for less than 12 months, you need to arrange your own health coverage.
- You can apply for the AHCIP at any participating Alberta registry agent office. All registry offices in Alberta can be found here: alberta.ca/lookup/find-a-registry-agent.aspx
- You can fill out the AHCIP form provided to you alongside this Welcome Info Pack before going to a registry. AHCIP forms are also available at registries.
- You will need to provide supporting documents for your application. These include:
 1. Your passport
 2. Your Study Permit
 3. Proof of residency in Alberta (a residential lease agreement, a utility bill, or a bank letter)




NAITSA HEALTH & DENTAL STUDENT BENEFITS

This coverage is not available for students enrolled exclusively in non-credit, ESL, auditing, or apprenticeship courses. Students starting a credit program in the Spring/ Summer semester will not have coverage until the upcoming Fall semester.

Students in credit programs at NAIT pay a health and dental fee. This fee goes towards paying for your health and dental insurance. This insurance plan covers, either partially or fully, services such as vision care, dental care, and prescription drugs. To learn more about this plan, you can visit naitsa.ca/health.

You can also attend a health and medical info session at the beginning of the Fall and Winter semesters.



FINDING A FAMILY DOCTOR IN ALBERTA

A family doctor knows your medical history and they see you every year. They can also see you when you are sick. They give you medical prescriptions as needed. They will refer you to specialty doctors (also called specialists) when specialized medical attention is required. It is best to have one doctor for all the members of your family.

Albertafindadoctor.ca is a great resource to find a physician who suits your needs. This tool also allows you to find a doctor who speaks a specific language.

Another way of talking to a doctor is to go to a walk-in clinic. There are several walk-in clinics around Edmonton, where you can talk to a physician without an appointment. Search for "walk-in clinic" on your mobile map apps.



GET A CANADIAN CELL PHONE PLAN

You can buy a SIM card at a mobile phone store and choose a cell phone plan that suits your needs. Many mobile/internet services are available with various plans, promotions, and student discounts. Be sure to compare prices before signing a contract. Some providers may offer cell phone and internet data bundle packages. To buy a SIM card, you need photo ID (like a passport), a Canadian address, and a credit card.

ALBERTA ID CARD

If you are an Alberta resident who can legally live in Canada and do not have a valid driver's license, you can apply for an ID card at any authorized registry agency to use as photo identification. You can usually apply for an Alberta ID Card and the AHCIP at the same registry office.

Documents you need for applying:

1. Your passport
2. Study Permit
3. Proof of residency in Alberta

If you have a valid Alberta Driver's License, you do not need an Alberta ID. A valid Alberta Driver's License can be used as a form of ID.

SOCIAL INSURANCE NUMBER

A Social Insurance Number (SIN) is a 9-digit number issued by Service Canada, a Canadian government department. You need a SIN before starting work in Canada to file taxes, and to also access government programs and benefits, if eligible. It is important to keep your SIN confidential and to provide it only when necessary. Your employer, your bank, and NAIT (for scholarship purposes) might ask for your SIN.

You can apply for your SIN online, in person at a Service Canada Centre, or by mail.

To submit your SIN application in person, take the following with you to a **Service Canada location**:

1. Passport
2. Study Permit
3. Confirmation of Enrolment letter (this can be found on mynait.nait.ca > Open Self-Service > Manage Classes > Confirmation of Enrolment)



CC BY-SA 3.0,
<https://commons.wikimedia.org/w/index.php?curid=596436>



BANKING IN CANADA

Canada has many different types of financial institutions, including banks, credit unions, and trust companies.

Canadian banks offer student accounts that generally have lower monthly service fees; some student accounts are even free. You can call ahead to book an appointment once you have chosen your banking institution. Some of the popular banking institutions in Canada are Royal Bank of Canada (RBC), Toronto-Dominion Bank (TD), Bank of Nova Scotia (Scotiabank), Bank of Montreal (BMO), and Canadian Imperial Bank of Commerce (CIBC).

Remember to ask for a student account! You will need the following documents to open a bank account:

- Passport
- Study Permit
- Confirmation of Enrolment letter (This can be found on my.nait.ca > Open Self-Service > Manage Classes > Confirmation of Enrolment)
- Some banks also ask for proof of residency in Alberta

MANAGING YOUR BANK ACCOUNT

There are many different kinds of bank accounts. It is important to know which account you have. You must know the rules for that account. You can change your bank and bank account type anytime if you want! It is your choice!

GOOD QUESTIONS TO ASK WHEN YOU CHOOSE A BANK ACCOUNT:

1. What is the monthly fee?
2. Does the monthly fee cover more than one account?
3. Do I need to have a minimum balance? Are there fees if I do not have the minimum balance?
4. How many transactions do you allow before I must pay extra fees?
5. What is the fee for electronic transfers (e-transfers) and other online banking functions?
6. I am a student. Do I get free banking or other special offers?



WEATHER IN EDMONTON

Edmonton is a city with four very different seasons. Temperatures can fluctuate between +30°C and -40°C.

PREPARING FOR WINTER IN EDMONTON

Winter in Edmonton can be a challenging time, especially if it's your first time experiencing such cold temperatures. To be prepared for Edmonton's winter, dressing warm is essential. The secret to dressing warm is layering.

Wearing different layers helps tremendously in lower temperatures:

- **Base layer:** absorbs your sweat and keeps you dry. The best materials for this layer are wool, silk, and synthetic materials.
- **Sweater:** will keep you warm.
- **Outer layer:** usually a big winter jacket. Its main purpose is to protect you from the wind and snow!

A few key additions to complete your warm winter outfit:

- A **toque** to cover your head and ears.
- A **scarf** to keep your neck, mouth, and nose warm.
- A pair of **gloves or mittens** for your hands.
- A pair of thick **socks**.
- A pair of warm winter **boots**.
- An inner layer of **pants** will make a big difference during colder days!



SPRING

March, April, May
Approx. -6°C to 15°C

SUMMER

June, July, August
Approx. 15°C to 30°C

FALL

September, October,
November
Approx. -10°C to 15°C

WINTER

December, January,
February
Approx. -40°C to -5°C

DID YOU KNOW?


Although it can get very cold, Edmonton has on average only 4.2 days in a year when it is colder than -30°C.

The coldest month in Edmonton is January. The average temperature for January is -11.7°C.

Winter in Edmonton is very eventful! Search for winter activities on [exploreedmonton.com](https://www.exploreedmonton.com).



TOQUE



SCARF



MITTENS



JOURNEY PLANNING EXAMPLE:

I have a class in the CAT building starting at 8:00 AM. I want to know what time I need to leave home to reach my class on time. I would put my home address in the "starting point" field then put "NAIT CAT building" in the "destination" field. Change the "Depart At" to "Arrive By" and select "8:00 AM" and the date you would like to look up for. The ETS Trip Planner will then give me the best route to take and the time I need to leave my house. Google Maps ([google.com/maps](https://www.google.com/maps)) can also be used for this purpose.

If you are already at a bus stop, you can also send a text message containing the bus stop number (found at the bottom of the bus stop sign) to 31100. The number will then automatically reply with the time at which the next bus will arrive at that bus stop.

PUBLIC TRANSPORTATION IN EDMONTON

EDMONTON TRANSIT SYSTEM (ETS)

With the Edmonton Transit System (ETS), you can travel within the city by:

- Bus
- LRT (light-rail transit, or train)
- DATS (dedicated accessible transit services for people with mobility issues only)

The ETS website:

www.edmonton.ca/ets

ETS Lost and Found: If you lost something on the bus or LRT, ETS has a lost and found department, contact them by phone at 780-496-1622 or online through their website.

PLANNING YOUR FREQUENT TRIPS

Information about every bus and LRT route provided by Edmonton Transit Service (ETS) is available on www.takeets.ca. You can use the ETS Trip Planner tool on the same webpage to plan your trips ahead! You can also plan future trips using the "depart at" or "arrive by" fields.

NAIT STUDENT U-PASS

The Universal Transit Pass (U-Pass) is a group discount program that lowers the cost of transit for NAIT students for Fall & Winter semesters.

U-Pass is digital! NAITSA and NAIT are proud to be the first post-secondary institution in Canada to integrate U-Pass transit technology with the OneCard ID! This means you can use your OneCard to ride to NAIT, instead of having a separate transit card and a separate student ID card.

If you are eligible for the U-Pass, the fee will be included in your tuition fees. A U-Pass gives you unlimited trips on the bus and LRT (Light Rail Transit) for the duration of the semester.

Visit nait.ca/student-services/upass for more details about effective dates of NAIT student U-Pass, U-Pass eligibility, and other frequently asked questions related to U-Pass.

CHANGES IN TRANSIT SCHEDULES:

ETS schedules might be different on weekdays versus weekends and shift between different seasons. It is strongly recommended you check your bus and LRT schedule before you travel.



HOW TO USE YOUR ONECARD (U-PASS) ON PUBLIC TRANSIT:

On a bus: Tap your OneCard on a card reader when entering and right before you get off.

On an LRT: Tap your OneCard on a card reader when entering the LRT platform (where you wait for the train) and tap it again when you are leaving the LRT platform at your destination.



SAFETY IS A PRIORITY

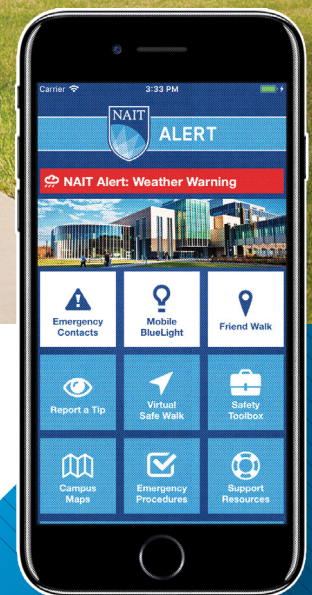
CAMPUS SAFETY

NAIT Protective Services is here to help. With peace officers and sergeants on duty at all times, students and staff can expect a safe and secure community.

Download the free **NAIT Alert mobile app** to receive notifications from NAIT during emergencies. It's available for iOS and Android devices from the app stores. Be sure to enable push notifications so you won't miss timely emergency alerts on campus.

NAIT Alert makes it convenient to:

- Call emergency contacts.
- Send your real-time location to NAIT Protective Services if you need assistance on campus.
- Access to Safe Walks (virtual or in-person) to make sure you arrive at your destination safely.
- Report a tip or crime.
- View campus maps.
- Access Emergency Event Instructions and other safety resources.



DOWNLOAD THE NAIT ALERT APP





SAFETY IN EDMONTON

IS THERE AN EMERGENCY?

Are you feeling scared about your safety or another person's safety? Is there a fire? Was there an accident?


Call 911 for an EMERGENCY.

If you need fire, ambulance, or police help, you must call 911 right away.

If you need to report a crime while a crime is not in progress (non-emergency), call the Edmonton Police Service at (780) 423-4567.

Do you know how to contact your country's embassy in Canada?

Look for their contact details on visahq.ca/embassies



BE AWARE OF SCAMS

Canada is one of the safest countries in the world. Nevertheless, its residents can sometimes become victims of scams. In particular, you may receive phone and email scams where someone is trying to collect your personal information. The caller or email sender may say they are from a bank, a government agency, or a potential employer while trying to obtain your personal details.

Be alert! This might be a scammer trying to steal your identity or to take your money. Do NOT share your personal information when unsure. Hang up the phone or delete the email, and don't click on any suspicious links. The government will never ask for account information, passwords, Social Insurance Number, date of birth, or other personal information by phone or email.

REMEMBER!

When something sounds too good to be true, it probably isn't true...






ACADEMICS & LEARNING RESOURCES

IMPORTANT ACADEMIC DATES AND DEADLINES

Visit nait.ca/nait/admissions/academic-schedule for important academic dates and deadlines, such as tuition deadlines, enrolment dates, first/last day of classes, school closures, etc.



Adding courses:

You can freely add and drop courses until 5% into the semester (usually it is the first week of the semester). After this deadline, you can no longer add to your course load.

Dropping courses:

You can drop courses and get a full refund (excluding the tuition deposit) if you do it before 12% of the course has passed.

Withdrawing from courses:

If you want to drop a course and have not done so by the 12% mark, you will not receive a refund. You can then withdraw from the course (you will not be refunded). If you withdraw from the course before the 75% mark, this course will not affect your GPA.

Please contact an **International Advisor** to see if you are unsure about meeting the minimum requirements to maintain your international student status in Canada.

For more information about course enrolment at NAIT, please visit nait.ca/nait/admissions/applying-to-nait/online-enrollment.

Requirements for full-time student status vary depending on your current program. Visit nait.ca/fulltime to learn more.



IN-PERSON VS. ONLINE LEARNING AT NAIT

There are different formats of course delivery at NAIT, such as synchronous in-person, synchronous online, and asynchronous classes.



- **Synchronous in-person classes** are real-time classes where students learn face-to-face with an instructor in the same location (typically in a classroom, a course lab, or a learning field).



- **Synchronous online classes** are where instructors and students engage in the teaching and learning in real-time through a virtual meeting platform. At NAIT, we commonly use Microsoft Teams for real-time virtual learning.



- **Asynchronous classes** are where students can access learning materials (often online) at their own time and there are no real-time lectures. Students are still required to complete learning and assessments within the given course timeline.

International students are expected to study at least partially in-person throughout their program. Contact an International Academic Advisor if you have questions about meeting your study permit requirements in Canada

ACADEMIC INTEGRITY

NAIT defines academic integrity as:

*"a commitment, even in the face of adversity, to six fundamental values in the Learning Environment: **honesty, trust, fairness, respect, responsibility, and courage.**"*

–NAIT's Academic Integrity Policy, 2023

Academic integrity is about applying ethical behaviour to learning and doing your part to foster a fair and authentic learning environment.

Here are some of the Do's and Don'ts around practicing good academic integrity.

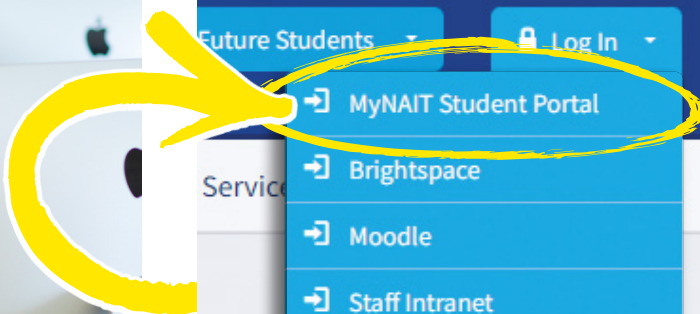


✓ DO'S	✗ DON'TS
PLAGIARISM	
<ul style="list-style-type: none"> ✓ Trust the value of your own intellect. ✓ Undertake research honestly and credit others for their work. 	<ul style="list-style-type: none"> ✗ Don't purchase papers or have someone write a paper for you. ✗ Don't copy ideas, data or exact wording without citing your source.
UNAUTHORIZED COLLABORATION	
<ul style="list-style-type: none"> ✓ Trust the value of your own intellect. 	<ul style="list-style-type: none"> ✗ Don't collaborate with another student beyond the extent specifically approved by the instructor.
CHEATING	
<ul style="list-style-type: none"> ✓ Demonstrate your own achievement. ✓ Accept corrections from the instructor as part of the learning process. ✓ Do original work for each class. 	<ul style="list-style-type: none"> ✗ Don't copy answers from another student and don't ask another student to do your work for you. ✗ Don't fabricate results. ✗ Don't use electronic or other devices during exams. ✗ Don't alter graded exams and submit them for re-grading. ✗ Don't submit projects or papers that have been done for a previous class.
FACILITATING ACADEMIC DISHONESTY	
<ul style="list-style-type: none"> ✓ Showcase your own abilities. 	<ul style="list-style-type: none"> ✗ Don't allow another student to copy your answers on assignments or exams. ✗ Don't take an exam or complete an assignment for another student.

APA CITATION

At NAIT, we use APA style for all academic citations. If you are new to APA citation, don't panic – the staff at NAIT library is here to help! Visit library.nait.ca and click on the "Citations & Style Guides" section for additional online resources or find them in the library in U310 for an in-person chat.

Adapted from: MIT. (n.d.). Academic integrity at MIT: A handbook for students. <https://integrity.mit.edu/handbook/academic-integrity-mit/what-academic-integrity>



MYNAIT STUDENT PORTAL

The MyNAIT portal is a centralized online platform that provides students with access to various tools and resources essential for their academic and administrative needs.

Here is what you can access through the MyNAIT Student portal:

- | | |
|---------------------------------------|---------------------------------------|
| → Registration and Course Information | → Profile Management |
| → E-letters from NAIT | → Official Announcements |
| → Class Schedule | → Messages and Notifications |
| → Grades and Transcripts | → Student Services |
| → Financial Information | → Job Postings and Internships |
| → Your Personal Contact Information | → Access to Online Learning Platforms |

KEEPING YOUR CONTACT INFORMATION UP TO DATE!

Your NAIT email is linked to your own personal email. All messages sent to your NAIT email end up in your personal email inbox. That's why it's crucial to have your personal email listed in your contact details in your MyNAIT Student Portal.

To update your contact details:

1. Sign-in to your MyNAIT Student Portal
2. Go to your 'My Profile' by clicking the icon.
3. Click on the green box that says 'Update my profile.'
4. Click 'Contact Details' on the left-hand side.
5. There, you can update your personal email. Ensure that the link is your own personal email and not your agent's email.

HOW TO FIND THE MYNAIT STUDENT PORTAL:

- Go to nait.ca
- Hover your mouse over 'Log In' in the right top corner
- Click **MyNAIT Student Portal**
- Login with your NAIT student credentials



CONNECTING TO NAIT WI-FI

NAIT is a member of the International Wi-Fi network known as **EDUROAM**.

Connecting to the EDUROAM network:

- Select **EDUROAM** from your device's available Wi-Fi networks list.
- Enter your **NAIT username** with **@nait.ca** (i.e. **username@nait.ca**) and password.

LEARNING TECHNOLOGY

BRING YOUR OWN DEVICE (BYOD)

Some programs at NAIT require students to have laptop computers for the duration of their studies. This is referred to as BYOD (bring your own device). Exact laptop specifications would have been provided to the students upon acceptance.

If you still need a laptop, you can:

- Purchase one anywhere online or at a local store that suits your personal needs.
- Purchase one from the NAIT bookstore located in X114X or online at shop.nait.ca.
- Request a short-term laptop loan from the NAIT library. Options and quantities are limited, so act fast!

COMMON STUDENT LEARNING SOFTWARE

BRIGHTSPACE

Brightspace is NAIT's Learning Management System (LMS). It provides a learning platform for your courses.



TEXTBOOKS

If textbooks, materials, or software are required for an individual course, it will be noted in the course details. If software or other costs apply to a whole program, it will be listed in the program overview.

Most textbooks can be purchased directly from Shop at NAIT (NAIT bookstore shop.nait.ca). The program area will provide further directions if your course requires specific textbooks, software or other materials that need to be purchased elsewhere.

- You can find a personalized list of textbooks on the shop at NAIT website (shop.nait.ca) when you log in.
- For used textbooks, Facebook marketplace, Kijiji, and various Facebook groups could be good resources.

Visit the webpage learningservices.nait.ca for more tutorials for additional learning software such as Microsoft Teams, WebEx, Panopto, and more.



FREE LEARNING SOFTWARE FOR STUDENTS

Check out Online Learning Resources by visiting learningservices.nait.ca > Click on the Menu on the top right > Click on Online-Learning Resources.



ONECARD (NAIT STUDENT ID)

Your OneCard is your official NAIT identification card, and it also allows you to add funds to use at eat AT NAIT and shop AT NAIT locations and wherever OneCards are accepted.

The OneCard gives you access to the following:

- Fitness programs
- Recreation facilities
- Library services
- Printing on campus
- U-Pass (Fall and Winter semesters only)

OBTAINING & USING YOUR ONECARD


Photo upload is **mandatory** for all staff and students. Upon uploading your photo, you will receive further details on card pickup details in your photo approval email. Remember to bring in a **government-issued photo ID** (driver's license or passport), which you must present at pickup.

Pickup location: CAT180N (opposite from Starbucks on the main floor of the CAT building)

Cashless campus: NAIT is a cashless campus, i.e. cash is NOT accepted anywhere on campus.

You can **add funds to your OneCard** with a credit card or VISA debit card online. You can also add funds with credit or debit at the OneCard office, shop AT NAIT locations and Library services. All food and retail locations at NAIT will still accept credit or debit as a means of payment.

You can login online at one.nait.ca/oneweb/account/login to **view your balance** and access your account history. You can also deactivate your card if it has been lost or stolen.





STUDENT LIFE & COMMUNITY

INTERNATIONAL & INTERCULTURAL COMMUNITY CENTRE

NAIT's International and Intercultural Community Centre (also known as the IICC) is open to all students and staff at NAIT. We are located in room W101 in the HP Building.

It is the hub for international student support and community-building. The IICC serves as a "home away from home" for international students and is a safe space on campus where all students can find community and intercultural experience. The centre offers a cozy student lounge space where students can come and hang out with friends during the day.



INTERNATIONAL PEER GROUPS (IPG)

The IPG program helps new international students at NAIT to make new friends, build connections, and have a great campus experience at NAIT. Sign up as a Student Mentee in an IPG led by one of our International Peer Mentors. They are here to support and help new international students transition and adapt to Canadian culture and customs.

Visit nait.ca/internationalpeergroup for more details.



INTERNATIONAL ACADEMIC ADVISING

The International Academic Advisors at the IICC are trained immigration professionals who answer questions about Study Permits, working permissions, settling in Canada, and inviting family to Canada for international students.

Inquiries related to immigration documents, such as Study Permits, Work Permits, work eligibility, etc., can be requested through:

1. **Webform:** nait.ca/help (category: Immigration)
2. **Appointments:** nait.ca/appointmentrequest (in-person or online)
3. **Website:** nait.ca/immigration

INTERNATIONAL STUDENT COMMUNITY AND EVENTS

The IICC hosts events, activities, and programs to support community building among international students and connect international students with the broader NAIT community. Some of the events and programs include International Peer Groups, International Student Orientation, kick-off and wrap-up celebrations for each semester, birthday parties, cultural celebrations, and more!

- Visit ookslife.ca/organization/naitintl/events to find the most up-to-date event listing.
- You can also follow [@naitintl](https://www.instagram.com/naitintl) on Instagram and [NAIT International](https://www.facebook.com/NAITInternational) on Facebook.

IICC VOLUNTEER PROGRAM

The IICC volunteer program is known as the Global OOKSTAR program. Volunteering has many benefits! First, it feels great when we are helping others! In addition, volunteers get to meet many new people, develop new skills, and practice their English for English language learners!

The IICC hosts many events and workshops for the international student community and always needs help from our volunteers. Meet people from around the world right here in Edmonton. As a Global OOKSTAR team member, you will receive email updates about all the exciting upcoming volunteer opportunities and other initiatives at the IICC.

More details at ookslife.ca/news/12991.

CAMPUS CLUBS

Campus Clubs provide valuable social, cultural, and educational opportunities for students to participate in and connect with the NAIT community. It is the best way to ensure that you make the most of your time at NAIT!

NAIT Students' Association (NAITSA) is home to student campus clubs for diverse interests, ranging from academic clubs to cultural clubs and dance clubs.

Find a complete list of clubs on ookslife.ca/organizations.





STUDENT SUPPORT & SERVICES

NAIT offers many different types of student services that are free for students to access, ranging from Academic Support to Health & Well-being programs and Jobs & Career support!

Here are a few of the student services we want to highlight for new international students, and we strongly encourage you to explore more details on nait.ca/nait/student-life.

STUDENT SERVICE CENTRE

Located in room CAT180, the Student Service Centre (SSC) provides information for inquiries related to:

- Applying to a program at NAIT
- Enrolling and attending classes
- Funding options
- Navigating MyNAIT student portal
- Fees, payment, and financial aid
- Transcripts, documents, and records
- Referrals to different student service areas

To contact the Student Service Centre, visit nait.ca/ssc online or in-person in room CAT180.

ACADEMIC SUPPORT & ADVISING

Get the learning tools and resources you need to make the most of your NAIT academic experience. These supports include Academic Advising, IT services, Library services, and more! Visit my.nait.ca/academic-support for details.

In addition, NAIT students can book appointments with Academic Advisors and learn how to make the most of your time at NAIT. Students can get help with academic planning, learning success, course, and program information, and more! nait.ca/appointmentrequest

LEARNING SERVICES

Learning Services offers a variety of supports to help students develop your learning skills and achieve your full potential. Students can access a variety of resources and services, such as learning strategy sessions, tutoring, supplemental learning, learning skills workshops, and more. Additionally, they provide individualized accommodations for students with disabilities, including alternate format course materials, assistive and adaptive technology, exam accommodations, captioning, and sign language interpretation.

Find out more at learningservices.nait.ca.



STUDENT COUNSELLING

At NAIT, we prioritize student mental health and mental well-being. The Student Counselling department has a team of registered, skilled professionals offering free, confidential help. They offer a holistic approach and work with you to create a personalized plan to improve your self-care, mental health, and overall well-being. Visit nait.ca/counselling for more.

LIBRARY SERVICES

The NAIT Library is a hub of learning, exploring, and creating. They support the NAIT community through access to resources, collaborative and exploratory spaces, cutting-edge technology, and programming that supports academic excellence and lifelong learning. Visit library.nait.ca to learn more.

CAREER SERVICES

Explore your career, build your skills, and get ahead with valuable networking opportunities. Visit my.nait.ca/jobs-career to find out more about:

- Career Advising
- Job postings for students and recent graduates
- Networking opportunities
- Student entrepreneurship support
- Job opportunities with your NAIT Students' Association

NAIT STUDENTS' ASSOCIATION [NAITSA]

The NAIT Students' Association is also referred to as NAITSA. They are led by students, representing students. Their mission is to enhance the NAIT student experience by advocating for their rights, representing their voice, creating a culture of engagement and leadership, while providing student-driven services. Some of their services and resources include hosting events and activities for your entertainment, answering academic questions and aid, providing facilities to study and socialize, and providing information about living and health supports. Visit naitsa.ca to learn more.

STUDENT ACADEMIC RIGHTS ADVISOR

The NAITSA Student Academic Rights Advisor (SARA) offers free, confidential, non-partisan support to students seeking guidance regarding their academic challenges through promoting fairness to ensure students understand their rights and responsibilities as members of NAIT's community.

Student Academic Rights Advisor is well-versed in NAIT's policies, procedures, and regulations, and are available to meet with students experiencing barriers related to their academic rights and responsibilities. Visit naitsa.ca/sara for details.



OOKSLIFE: THE HUB FOR ALL STUDENT EVENTS AT NAIT

[Ookslife.ca](https://ookslife.ca) is the home for all campus events and activities. Sign in using your student account and join online and in-person events. Browse clubs and join based on your interests!


Thank You & Welcome To NAIT!



Please share your feedback about this International Student Welcome Info Pack by filling out a quick feedback survey. Your feedback is valuable and will help us improve the content in this booklet.

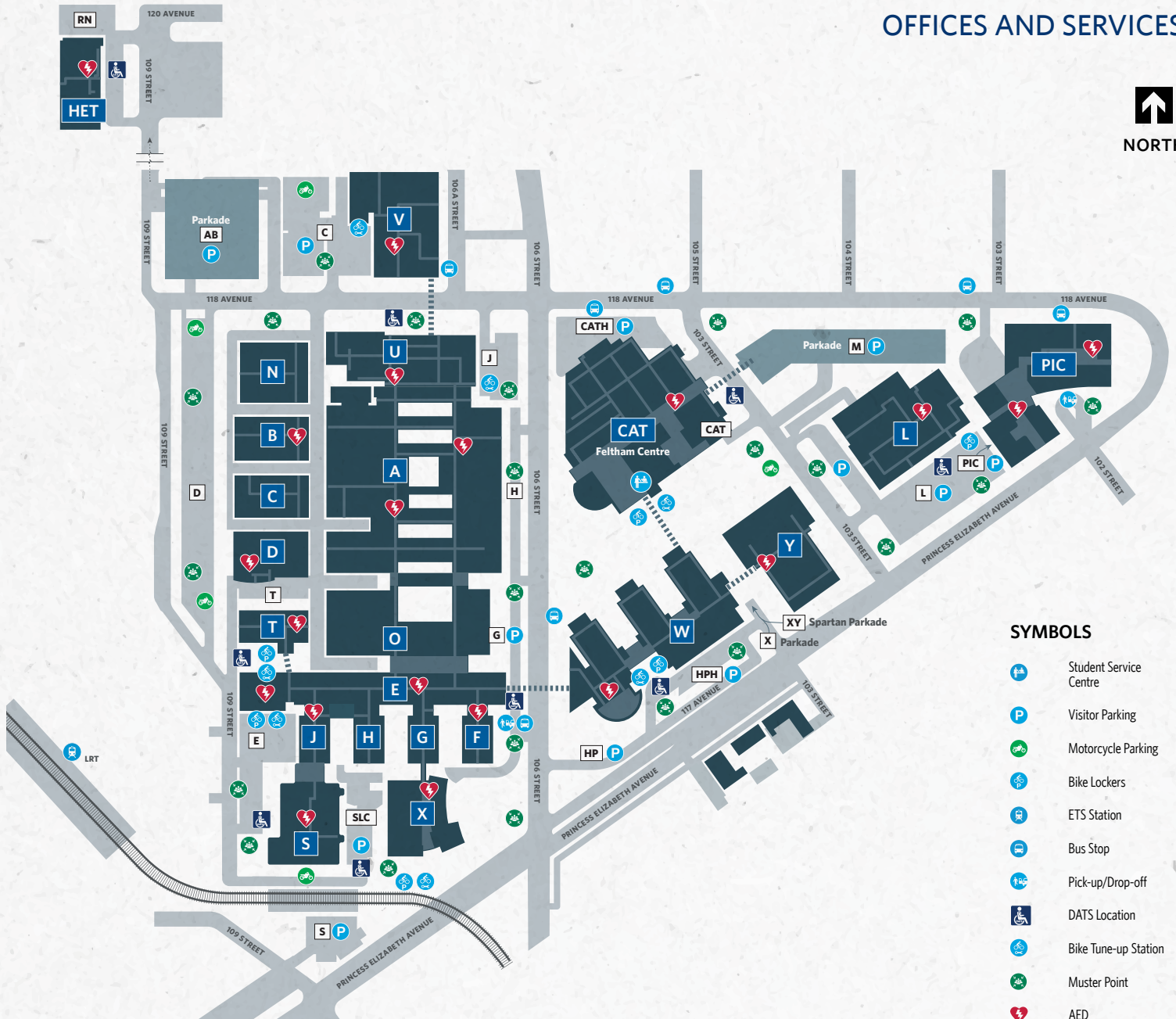
Scan the QR code on the right to take the online survey. The survey only takes a few minutes to complete.

By completing the survey, you will have an option to enter to win a plush OOK from us by telling us how many OOKs were in the this Welcome Info Pack!



If you have any further questions and concerns, please contact us at intercultural@nait.ca.

MAIN CAMPUS OFFICES AND SERVICES



SYMBOLS

- Student Service Centre
- Visitor Parking
- Motorcycle Parking
- Bike Lockers
- ETS Station
- Bus Stop
- Pick-up/Drop-off
- DATS Location
- Bike Tune-up Station
- Muster Point
- AED

LOCATIONS

EDMONTON

Main Campus
11762 - 106 Street nw

Patricia Campus
12204 - 149 Street nw

Souch Campus
7110 Gateway Boulevard nw

BUILDINGS

- | | |
|---|---|
| A Industrial Building | L Continuing Education and Industry Training Centre |
| B Centre for Manufacturing Solutions | N Sandvik Coromant Centre for Machinist Technology |
| C Gateway Mechanical Services Centre for Building Environmental Technology | O Central Building |
| CAT Feltham Centre | PIC Productivity and Innovation Centre |
| D Alternative Energy Centre | S Activities Centre |
| E Technical Building | T Administration Building |
| F Medical Wing | U Learning Resources Centre |
| G Centre for Chemical Studies | V Industrial Technical Building |
| H Electronics Wing | W Centre for Information and Communications Technology |
| HET Distribution Centre | X South Learning Centre |
| J Centre for Electrical Technology | Y Spartan Centre for Instrumentation Technology |

OFFICES AND SERVICES

- | | | |
|---|--|---------------------------------------|
| T-203 Advising and Career Development Services | E-134 Student Well-being and Community | CAT-180 Student Service Centre |
| T-110 Office of Equity, Diversity & Inclusion | W-203 NAITSA Computer Commons | Admissions and Enrolment Support |
| E-131 Athletics | O-108 NAITSA (NAIT Students' Association) | Funding and Financial Aid Services |
| E-140 Gymnasium | E-121 Nisohkamátotán Centre | Pre-Admission Immigration Advising |
| CAT-215 CAT Computer Commons | T-409 Office of the Registrar | Student Payments |
| CAT-406 Reflection Room | CAT-180N one AT NAIT | U-121 Ernest's |
| W-111 Computer Training Centre | CAT-180N Office Parking | U-210 Student Study Lounge |
| J-209 Reflection Room | D-104 Protective Services | L-159 The Welcome Centre |
| S-105 Health Services | X-114 Shop at NAIT | E-105 Learning Services |
| S-221 Arena | CAT-180 Student Awards | |
| W-101 International and Intercultural Community Centre | W-111PB Student Counselling | |
| U-310 Library Services | | |